

# M9208-xxx-x Series Electric Spring-Return Actuators Catalog Page

LIT-1900562

2019-10-11

## Description

The M9208-xxx-x Series Electric Spring-Return Actuators provide control of dampers in HVAC systems. All actuators in this series provide 70 lb·in (8 N·m) rated torque. A mechanical spring-return system provides rated torque with and without power applied to the actuator. The series includes the following control options:

- On/off, 24 V, 120 VAC, 230 VAC power
- On/off and floating point, 24 V power
- Proportional, 24 V power, for 0(2) to 10 VDC or 0(4) to 20 mA control signal

These actuators are configured for direct mounting and do not require a damper linkage. Actuators can be mounted directly to a damper shaft from 5/16 to 5/8 in. (8 to 16 mm) diameter with a universal clamp. For shafts up to 3/4 in. (19 mm) diameter, use the accessory Large Shaft Coupler Kit M9208-600. An accessory crankarm and remote mounting kit are available for applications where the actuator cannot be direct coupled to the damper shaft. Optional line voltage auxiliary switches indicate an end-stop position or perform switching functions within the selected rotation range.


Refer to the *M9208-xxx-x Series Electric Spring-Return Actuators Product Bulletin (LIT-12011480)* for important product application and single point of contact information.



## Features

- 70 lb·in (8 N·m) rated torque
- Direct-coupled design
- Reversible mounting
- Electronic stall detection
- Double-insulated construction
- Microprocessor-controlled brushless DC motor(-AGx and -GGx types)
- External mode selection switch(-AGx and -GGx types)
- Locking manual override with auto release and crank storage
- Integral cables with colored and numbered conductors
- Integral connectors for 3/8 in. (10 mm) Flexible Metal Conduit (FMC)
- Optional integrated auxiliary switches
- UL, CE, and C-Tick compliance
- Manufactured under International Standards Organization (ISO) 9001 quality control standards
- 5-year warranty

## Accessories and replacement parts

Code number	Description
DMPR-KC003	7 in. (178 mm) blade pin extension (without bracket) for Johnson Controls direct-mount damper applications (quantity 1)  <b>Note:</b> Available with damper and may be ordered separately.
M9000-322	Weather shield kit for damper application of M9203, M9208, VA9104, and VA9308/9310 Series Electric Spring-Return Actuators (quantity 1)
M9000-400	Jackshaft linkage kit. Open-ended design enables clamping onto a jackshaft without requiring access to the ends of the jackshaft. (quantity 1)
M9000-560	Ball valve linkage kit for applying M9203 and M9208 Series Electric Spring-Return Actuators to VG1000 Series Valves (quantity 1)
M9000-604	Replacement anti-rotation bracket kit for M9208, M9210, and M9220 Series Electric Spring-Return Actuators (quantity 1)
M9000-606	Position indicator for damper applications of M9203 and M9208 Series Actuators (quantity 5)
M9200-100	Threaded conduit adapter, 1/2 NPSM, for M9210(20) and M(VA)9208 Series Actuators (quantity 5)
M9208-100	Remote mounting kit, including mounting bracket, M9208-150 Crankarm, ball joint, and mounting fasteners (quantity 1)
M9208-150	Crankarm adapter kit (quantity 1)
M9208-600	Large shaft coupler kit (with locking clip) for mounting M9208 Series Electric Spring-Return Actuators on dampers with round shafts from 1/2 in. to 3/4 in. (12 mm to 19 mm) or square shafts from 3/8 in. to 9/16 in. (10 mm to 14 mm) (quantity 1)
M9208-601	Replacement standard coupler kit (with locking clip) for mounting M9208 Series Electric Spring-Return Actuators on dampers with round shafts from 5/16 in. to 5/8 in. (8 mm to 16 mm) or square shafts from 1/4 in. to 1/2 in. (6 mm to 12 mm) (quantity 1)
M9208-602	Replacement locking clips for M9208 Series Electric Spring-Return Actuators (quantity 5)
M9208-603	Adjustable stop kit for M9208 Series Electric Spring-Return Actuators (quantity 1)
M9220-604	Replacement manual override cranks for M9208 Series Electric Spring-Return Actuators with long crank radius: 2.83 in. (72 mm) (quantity 5)
M9208-605	Replacement manual override cranks for M9208 Series Electric Spring-Return Actuators with short crank radius: 1.83 in. (46.5 mm) (quantity 5)

## Selection chart


Code number	Rotation time (seconds) for 90°		Power requirements				Power consumption		Input signal			Position feedback	Auxiliary switches	Electrical connection			
	Power on (running)	Power off (spring return)	24 VAC +/- 25%, VDC +20%/-10%	24 VAC +/- 20%, VDC +20%/-10%	120 VAC +/- 10%	230 VAC +/- 10%	VA rating, transformer sizing	VA: running (holding)	Amperage: running (holding)	On/off	Floating point			0(2) to 10 VDC 0(4) to 20 mA (with 500 ohm resistor)	0(2) to 10 VDC	2 Single-Pole, Double-Throw (SPDT), 5.0 A (2.9 A inductive) at 240 V	48 in. (1.2 m) 18 AWG appliance cable
M9208-AGA-2	150	17 to 25 <sup>1</sup>	■	■			8	7.9 (5.5)		■	■					■	■
M9208-AGA-3	150	17 to 25		■			8	7.9 (5.5)		■	■					■	■
M9208-AGC-3	150	17 to 25		■			8	7.9 (5.5)		■	■		■	■			■
M9208-BGA-3	55 to 71	13 to 26 <sup>2</sup>	■				7	6.1 (1.2)		■						■	■
M9208-BGC-3	55 to 71	13 to 26	■				7	6.1 (1.2)		■			■	■			■
M9208-BAA-3	55 to 71	13 to 26			■			0.05 (0.03)	■							■	■
M9208-BAC-3	55 to 71	13 to 26			■			0.05 (0.03)	■				■	■			■
M9208-BDA-3	55 to 71	13 to 26				■		0.04 (0.03)	■							■	■
M9208-BDC-3	55 to 71	13 to 26				■		0.04 (0.03)	■				■	■			■
M9208-GGA-2	150	17 to 25		■			8	7.9 (5.5)				■	■			■	■
M9208-GGA-3	150	17 to 25		■			8	7.9 (5.5)				■	■			■	■
M9208-GGC-3	150	17 to 25		■			8	7.9 (5.5)				■	■	■	■		■

1 seconds nominal at room temperature and rated load, 94 seconds maximum at rated load and -40°F (-40°C)


2 seconds nominal at room temperature and rated load, 39 seconds maximum at rated load and -4°F (-20°C), 108 seconds maximum at 53 lb·in (6 N·m) and -40°F (-40°C)

## Technical specifications


M9208-GGx-x Series Proportional Electric Spring-Return Actuator		
Power requirements	-GGx models	AC 24 V (AC 19.2 V to 28.8 V) at 50/60 Hz: Class 2 (North America) or Safety Extra-Low Voltage (SELV) (Europe), 7.9 VA running, 5.5 VA holding position DC 24 V (DC 21.6 V to 28.8 V): Class 2 (North America) or SELV (Europe), 3.5 W running, 1.9 W holding position Minimum transformer size: 8 VA per actuator
Input signal/adjustments	-GGx models	Factory set at DC 0 to 10 V, CW rotation with signal increase; Selectable DC 0 (2) to 10 V or 0 (4) to 20 mA with field furnished 500 ohm, 0.25 W minimum resistor; Switch selectable direct or reverse action with signal increase
Control input impedance	-GGx models	Voltage input: 100,000 ohms Current input: 500 ohms with field furnished 500 ohm resistor
Feedback signal	-GGx models	DC 0 (2) to 10 V for Desired Rotation Range up to 95° Corresponds to Rotation Limits, 0.5 mA at 10 V Maximum
Auxiliary SwitchRating	-xxC models	Two Single-Pole, Double-Throw (SPDT), double-insulated switches with gold over silver contacts: AC 24 V, 50 VA pilot duty AC 120 V, 5.8 A resistive, 1/4 hp, 275 VA pilot duty AC 240 V, 5.0 A resistive, 1/4 hp, 275 VA pilot duty
Spring return		Direction is selectable with mounting position of actuator: Actuator face labeled A is away from damper or valve: CCW spring return Actuator face labeled B is away from damper or valve: CW spring return
Rated Torque	Power on (running)	70 lb-in (8 N·m) all operating temperatures
	Power off (spring returning)	70 lb-in (8 N·m) all operating temperatures
Rotation Range		Maximum full stroke: 95° Adjustable Stop: 35° to 95° Maximum Position
Rotation time for 90 degrees of travel	Power on (running)	150 seconds constant for 0 lb-in to 70 lb-in (8 N·m) Load, at all operating conditions
	Power off (spring returning)	17 to 25 seconds for 0 lb-in to 70 lb-in (8 N·m) load, at room temperature 22 seconds nominal at full rated load 94 seconds maximum with 70 lb-in (8 N·m) load, at -40°F (-40°C)
Life cycles		60,000 full stroke cycles with 70 lb-in (8 N·m) load 1,500,000 repositions with 70 lb-in (8 N·m) load
Audible noise rating	Power on (running)	< 35 dBA at 70 lb-in (8 N·m) load, at a distance of 39-13/32 in. (1 m)
	Power on (holding)	< 20 dBA at a distance of 39-13/32 in. (1 m)
	Power off (spring returning)	< 52 dBA at 70 lb-in (8 N·m) load, at a distance of 39-13/32 in. (1 m)
Electrical connections	Models: GGx-3	48 in. (1.2 m) UL 758 Type AWM halogen-free cable with 18 AWG (0.85 mm <sup>2</sup> ) conductors and 0.25 in. (6 mm) ferrule Ends
	Models: GGA-2	120 in. (3.05 m) UL 444 Type CMP plenum rated cable with 19 AWG (0.75 mm <sup>2</sup> ) conductors and 0.25 in. (6 mm) ferrule ends
	Auxiliary switches (-xxC models)	48 in. (1.2 m) UL 758 Type AWM halogen-free cable with 18 AWG (0.85 mm <sup>2</sup> ) conductors and 0.25 in. (6 mm) ferrule ends
Conduit connections		Integral connectors for 3/8 in. (10 mm) flexible metal conduit
Mechanical connections	Round shafts	Range of sizes: 5/16 in. to 5/8 in. (8 mm to 16 mm)
	Square shafts	Range of sizes: 1/4 in. to 1/2 in. (6 mm to 12 mm)
Enclosure rating		NEMA 2 (IP54) for all mounting directions

M9208-GGx-x Series Proportional Electric Spring-Return Actuator		
Ambient conditions	Standard operating	-40°F to 140°F (-40°C to 60°C); 90% RH maximum, noncondensing
	Storage	-40°F to 185°F (-40°C to 85°C); 95% RH maximum, noncondensing
Dimensions		6.33 in. x 3.90 in. x 2.26 in. (160.7 mm x 99 mm x 57.5 mm)
Compliance	United States	UL Listed, CCN XAPX, File E27734; to UL 60730-1A: 2003-08, Ed. 3.1, Automatic Electrical Controls for Household and Similar Use; and UL 60730-2-14: 2002-02, Ed. 1, Part 2, Particular Requirements for Electric Actuators. (Models: All)
	Canada	UL Listed, CCN XAPX7, File E27734; to UL 60730-1:02-CAN/CSA: July 2002, 3rd Ed., Automatic Electrical Controls for Household and Similar Use; and CSA C22.2 No. 24-93 Temperature Indicating and Regulating Equipment (Models: All).
	Europe	CE Mark – Johnson Controls declares that this product is in compliance with the essential requirements and other relevant provisions of the EMC Directive and Low Voltage Directive.
	Australia and New Zealand	RCM Mark, Australia/NZ Emissions Compliant (Models: All)
Shipping weight		Models: -GGA: 3.43 lb (1.6 kg)
		Models: -GGC: 3.8 lb (1.7 kg)

M9208-AGx-x Series On/Off and Floating Point Control Electric Spring-Return Actuator		
Power Requirements	-AGx Models	AC 24 V (AC 19.2 V to 28.8 V) at 50/60 Hz: Class 2 (North America) or Safety Extra-Low Voltage (SELV) (Europe), 7.9 VA Running, 5.5 VA Holding Position DC 24 V (DC 21.6 V to 28.8 V): Class 2 (North America) or SELV (Europe), 3.5 W Running, 1.9 W Holding Position Minimum Transformer Size: 8 VA per Actuator
Input Signal	-AGx Models	AC 19.2 to 28.8 V at 50/60 Hz or DC 24 V +20%/-10%, Class 2 (North America) or SELV (Europe) Minimum Pulse Width: 500 ms
Control Input Impedance	-AGx Models	3,000 Ohm Control Inputs
Auxiliary Switch Rating	-xxC Models	Two SPDT, Double-Insulated Switches with Gold over Silver Contacts: AC 24 V, 50 VA Pilot Duty AC 120 V, 5.8 A Resistive, 1/4 hp, 275 VA Pilot Duty AC 240 V, 5.0 A Resistive, 1/4 hp, 275 VA Pilot Duty
Spring Return		Direction is Selectable with Mounting Position of Actuator: Actuator Face Labeled A is away from Damper or Valve: CCW Spring Return Actuator Face Labeled B is away from Damper or Valve: CW Spring Return
Rated Torque	Power On (Running)	70 lb-in (8 N·m) All Operating Temperatures
	Power Off (Spring Returning)	70 lb-in (8 N·m) All Operating Temperatures
Rotation Range		Maximum Full Stroke: 95° Adjustable Stop: 35° to 95° Maximum Position
Rotation Time for 90 Degrees of Travel	Power On (Running)	150 Seconds Constant for 0 lb-in to 70 lb-in (8 N·m) Load, At All Operating Conditions
	Power Off (Spring Returning)	17 to 25 Seconds for 0 lb-in to 70 lb-in (8 N·m) Load, at Room Temperature 22 Seconds Nominal at Full Rated Load 94 Seconds Maximum with 70 lb-in (8 N·m) Load, at -40°F (-40°C)
Life Cycles		60,000 Full Stroke Cycles with 70 lb-in (8 N·m) Load 1,500,000 Repositions with 70 lb-in (8 N·m) Load
Audible Noise Rating	Power On (Running)	< 35 dBA at 70 lb-in (8 N·m) Load, at a Distance of 39-13/32 in. (1 m)
	Power On (Holding)	< 20 dBA at a Distance of 39-13/32 in. (1 m)
	Power Off (Spring Returning)	< 52 dBA at 70 lb-in (8 N·m) Load, at a Distance of 39-13/32 in. (1 m)

M9208-AGx-x Series On/Off and Floating Point Control Electric Spring-Return Actuator		
Electrical Connections	Models: AGx-3	48 in. (1.2 m) UL 758 Type AWM Halogen-Free Cable with 18 AWG (0.85 mm <sup>2</sup> ) Conductors and 0.25 in. (6 mm) Ferrule Ends
	Models: AGA-2	120 in. (3.05 m) UL 444 Type CMP Plenum Rated Cable with 19 AWG (0.75 mm <sup>2</sup> ) Conductors and 0.25 in. (6 mm) Ferrule Ends
	Auxiliary Switches(-xxC Models)	48 in. (1.2 m) UL 758 Type AWM Halogen-Free Cable with 18 AWG (0.85 mm <sup>2</sup> ) Conductors and 0.25 in. (6 mm) Ferrule Ends
Conduit Connections		Integral Connectors for 3/8 in. (10 mm) Flexible Metal Conduit
Mechanical Connections	Round Shafts	Range of Sizes: 5/16 in. to 5/8 in. (8 mm to 16 mm)
	Square Shafts	Range of Sizes: 1/4 in. to 1/2 in. (6 mm to 12 mm)
Enclosure Rating		NEMA 2 (IP54) for All Mounting Directions
Ambient Conditions	Standard Operating	-40°F to 140°F (-40°C to 60°C); 90% RH Maximum, Noncondensing
	Storage	-40°F to 185°F (-40°C to 85°C); 95% RH Maximum, Noncondensing
Dimensions		6.33 in. x 3.90 in. x 2.26 in. (160.7 mm x 99 mm x 57.5 mm)
Compliance	United States	UL Listed, CCN XAPX, File E27734; to UL 60730-1A: 2003-08, Ed. 3.1, Automatic Electrical Controls for Household and Similar Use; and UL 60730-2-14: 2002-02, Ed. 1, Part 2, Particular Requirements for Electric Actuators. (Models: All)
	Canada	UL Listed, CCN XAPX7, File E27734; to UL 60730-1:02-CAN/CSA: July 2002, 3rd Ed., Automatic Electrical Controls for Household and Similar Use; and CSA C22.2 No. 24-93 Temperature Indicating and Regulating Equipment (Models: All).
	 Europe	CE Mark – Johnson Controls declares that this product is in compliance with the essential requirements and other relevant provisions of the EMC Directive and Low Voltage Directive.
	Australia and New Zealand	RCM Mark, Australia/NZ Emissions Compliant (Models: All)
Shipping Weight		Models: -AGA: 3.43 lb (1.6 kg) Models: -AGC: 3.8 lb (1.7 kg)

M9208-Bxx-3 Series On/Off Electric Spring-Return Actuators		
Power requirements	-BGx models	AC 24 V (AC 18 V to 30 V) at 50/60 Hz: Class 2 (North America) or Safety Extra-Low Voltage (SELV) (Europe), 6.1 VA Running, 1.2 VA Holding Position DC 24 V (DC 21.6 V to 28.8 V): Class 2 (North America) or SELV (Europe), 3.5 W Running, 0.5 W Holding Position Minimum Transformer Size: 7 VA per Actuator
	-BAx models	AC 120 V (AC 102 V to 132 V) at 60 Hz: 0.05 A Running, 0.03 A Holding Position
	-BDx models	AC 230 V (AC 198 V to 264 V) at 50/60 Hz: 0.04 A Running, 0.03 A Holding Position
Auxiliary switch rating	-xxC models	Two SPDT, Double-Insulated Switches with Gold over Silver Contacts: AC 24 V, 50 VA Pilot Duty AC 120 V, 5.8 A Resistive, 1/4 hp, 275 VA Pilot Duty AC 240 V, 5.0 A Resistive, 1/4 hp, 275 VA Pilot Duty
Spring return		Direction is selectable with mounting position of actuator: Actuator Side A is away from damper or valve: CCW spring return Actuator Side B is away from damper or valve: CW spring return
Rated torque	Power on (running)	70 lb·in (8 N·m) all operating temperatures
	Power off (spring returning)	70 lb·in (8 N·m) at standard operating temperatures 53 lb·in (6 N·m) at extended operating temperatures
Rotation range		Maximum full stroke: 95° Adjustable stop: 35 to 95°, maximum position
Rotation time for 90 degrees of travel	Power on (running)	55 to 71 seconds for 0 lb·in to 70 lb·in (8 N·m) load, at all operating conditions 60 seconds nominal at full rated load (0.25 rpm)
	Power off (spring returning)	13 to 26 seconds for 0 lb·in to 70 lb·in (8 N·m) load, at room temperature 21 seconds nominal at full rated load 39 seconds maximum with 70 lb·in (8 N·m) load at -4°F (-20°C) 108 seconds maximum with 53 lb·in (6 N·m) load at -40°F (-40°C)
Life cycles		60,000 full-stroke cycles with 70 lb·in (8 N·m) load

M9208-Bxx-3 Series On/Off Electric Spring-Return Actuators		
Audible noise rating	Power on (running)	< 47 dBA at 70 lb·in (8 N·m) load, at a distance of 39-13/32 in. (1 m)
	Power on (holding)	< 20 dBA at a distance of 39-13/32 in. (1 m)
	Power off (spring returning)	< 52 dBA at 70 lb·in (8 N·m) load, at a distance of 39-13/32 in. (1 m)
Electrical connections	Actuator (all models)	48 in. (1.2 m) UL 758 Type AWM halogen-free cable with 18 AWG (0.85 mm <sup>2</sup> ) conductors and 0.25 in. (6 mm) ferrule ends
	Auxiliary switches (-xxC models)	48 in. (1.2 m) UL 758 Type AWM halogen-free cable with 18 AWG (0.85 mm <sup>2</sup> ) conductors and 0.25 in. (6 mm) ferrule Ends
Conduit connections		Integral connectors for 3/8 in. in. (10 mm) flexible metal conduit
Mechanical connections	Round shafts	Range of sizes: 5/16 in. to 5/8 in. (8 mm to 16 mm)
	Square shafts	Range of sizes: 1/4 in. to 1/2 in. (6 mm to 12 mm)
Ambient conditions	Extended operating	-40°F to -4°F (-40°C to -20°C); 90% RH maximum, noncondensing
	Storage	-40°F to 185°F (-40°C to 85°C); 95% RH maximum, noncondensing
Dimensions		6.33 in. x 3.90 in. x 2.26 in. (160.7 mm x 99 mm x 57.5 mm)
Compliance	United States	UL Listed, CCN XAPX, File E27734; to UL 60730-1A: 2003-08, Ed. 3.1, Automatic Electrical Controls for Household and Similar Use; and UL 60730-2-14: 2002-02, Ed. 1, Part 2, Particular Requirements for Electric Actuators. (Models: All)
	Canada	UL Listed, CCN XAPX7, File E27734; to UL 60730-1:02-CAN/CSA: July 2002, 3rd Ed., Automatic Electrical Controls for Household and Similar Use; and CSA C22.2 No. 24-93 Temperature Indicating and Regulating Equipment (Models: All).
	Europe	CE Mark – Johnson Controls declares that this product is in compliance with the essential requirements and other relevant provisions of the EMC Directive and Low Voltage Directive.
	Australia and New Zealand	RCM Mark, Australia/NZ Emissions Compliant (Models: All)
Shipping weight		Models: -BGC: 3.75 lb (1.7 kg) Models: -BAC and -BDC: 4.15 lb (1.9 kg)

## Patents

Patents: <http://jciapat.com>

## Product warranty

This product is covered by a limited warranty, details of which can be found at [www.johnsoncontrols.com/buildingswarranty](http://www.johnsoncontrols.com/buildingswarranty).

## Single point of contact

APAC	Europe	NA/SA
JOHNSON CONTROLS C/O CONTROLS PRODUCT MANAGEMENT NO. 32 CHANGJIJANG RD NEW DISTRICT WUXI JIANGSU PROVINCE 214028 CHINA	JOHNSON CONTROLS WESTENDHOF 3 45143 ESSEN GERMANY	JOHNSON CONTROLS 507 E MICHIGAN ST MILWAUKEE WI 53202 USA

