

Gas Platform for Gas Sensors

GWN Series



GWN

SPECIFICATIONS

Input Power	Class 2; 15-30VDC/24VAC \pm 20%, 50/60Hz
Relay Ratings	1A/30VAC/DC, normally open
Operating Temperature Range	-20° to 50°C (-4° to 122°F)
Operating Humidity Range	0-90% RH non-condensing
Terminal Block Wire Size	30-12 AWG
Terminal Block Torque	0.5-0.6N-m (0.37-0.44 in-lbf)
Protection Class	IP20
Limited Warranty	5 years*

The GWN operates only when an AG Series gas sensor is installed (sold separately). Accuracy, sensitivity, setpoints, and measurement range are dependant on the AG Series sensor connected to the GWN platform. See the AG Series sensor installation guide for details.

* The AG Series gas sensors are warranted for two years from the date of manufacture. The AG Series sensors are not included in the five-year GWN warranty.

Modular Gas Sensor Base Accepts AG Series Gas Sensors

FEATURES

- Modular platform accepts Veris AG Series sensors (sold separately)...no need to install a new GWN when the sensor life wears out
- Three colored LEDs (red, yellow, green)...easy status viewing
- Microprocessor controlled...excellent stability
- No calibration required...easy maintenance and worry-free operation
- Interface to DDC system or direct fan control...easy integration with existing systems
- Interface to control system via 4-20mA with relay, 0-5/0-10VDC with relay, or relay only options...application flexibility
- Relay outputs provide low, high, and sensor end-of-life signals for multi-stage fan actuation and service indication

DESCRIPTION

GWN Series gas platform offers a convenient means for sensing gases in the environment. The GWN is mounted to any single-gang electrical box and wired to the building controller. Then, a single AGxx gas sensor (sold separately) is installed in the GWN. With this design, there is no need for a costly new installation when a sensor reaches the end of its life. The GWN platform remains installed, and the installer simply opens the GWN housing to replace the modular sensor inside, reducing labor costs and downtime.

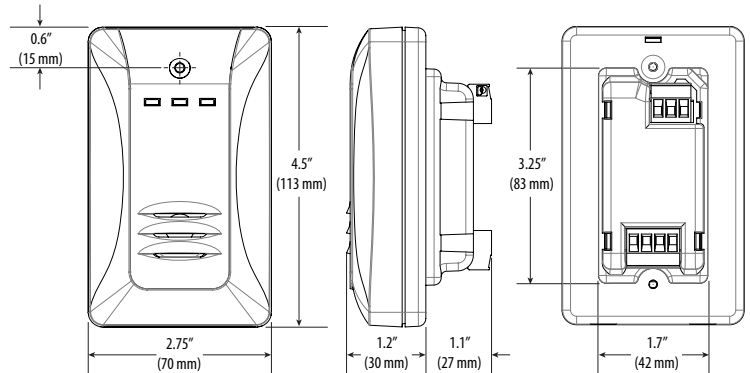
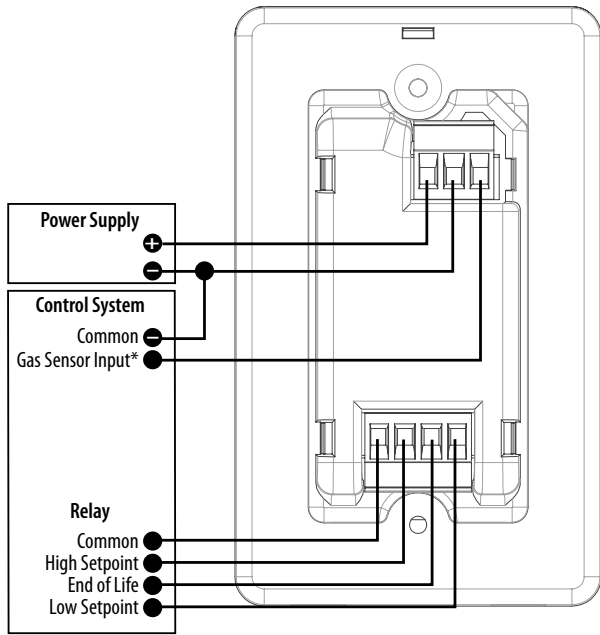
AG Series sensors can be swapped in the GWN platform at any time with minimal effort. The GWN platform converts the signal from the AG sensor into an analog or relay signal compatible with building control systems.

APPLICATIONS

- Controlling parking garage ventilation
- Air quality compliance in commercial buildings and factories
- Vehicle bays (ambulance/fire/taxi stations)
- Mechanical rooms
- Sally ports

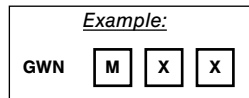
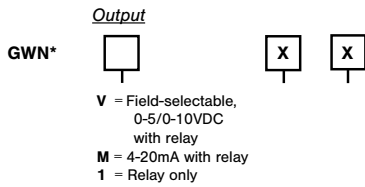
WIRING DIAGRAMS

DIMENSIONAL DRAWINGS



* Not available on relay only models.

ORDERING INFORMATION



*The GWN will not operate without an AG Series sensor installed. Sensors are sold separately.

ORDERING INFORMATION - REQUIRED SENSORS

MODEL	DESCRIPTION
AG01	CO sensor, 3% accuracy. CO sources include exhaust from gasoline engines, gasoline powered furnaces, gasoline powered water heaters, gasoline generators.
AG01E	CO sensor, 5% accuracy. CO sources include exhaust from gasoline engines, furnaces, water heaters, generators.
AG02	NO ₂ sensor. NO ₂ sources include exhaust from diesel engines and diesel powered generators

Note: See Specifications section for AG sensor warranty details.



AG01 CO Sensor



AG01E CO Sensor



AG02 NO₂ Sensor

	AG01	AG01E	AG02
Sensor Type	Electrochemical	Electrochemical	Electrochemical
Measurement Range	0-300 ppm	0-500 ppm	0-15 ppm
Accuracy	±3% of range	±5% of range	±5% of range at 25°C
Analog Output Scaling	0-200 ppm	0-200 ppm	0-15 ppm
Resolution	1 ppm	1 ppm	0.1 ppm
Sensor Warranty	2 years from manufacture date	1 year from manufacture date	2 years from manufacture date
Low Setpoint Value	25 or 35 ppm (switch selectable)	25 or 35 ppm (switch selectable)	1 ppm (fixed)
High Setpoint Value	180 ppm (fixed)	180 ppm (fixed)	3 ppm (fixed)
Operating Temperature Range	-20° to 50°C (-4° to 122°F)	-20° to 50°C (-4° to 122°F)	-20° to 50°C (-4° to 122°F)
Operating Humidity Range	0-90% RH non-condensing	0-90% RH non-condensing	0-90% RH non-condensing